



Introductory sub-table (I)(a)

Name of the Company: HB ESTATE DEVELOPERS LTD			
Scrip Code, Name of the scrip, class of security: 532334 - EQUITY SHARE, EQUITY			
Quarter ended: 31/12/2013			
Partly paid-up shares:-			
	No. of partly paid-up shares	As a % of total no. of partly paid-up shares	As a % of total no. of shares of the company
Held by promoter/promoter group	0	0	0
Held by public	0	0	0
Total - D	0	0	0
Outstanding convertible securities:-			
	No. of outstanding securities	As a % of total no. of outstanding convertible securities	As a % of total no. of shares of the company, assuming full conversion of the convertible securities
Held by promoter/promoter group	0	0	0
Held by public	0	0	0
Total - E	0	0	0
Warrants:-			
	No. of warrants	As a % of total no. of warrants	As a % of total no. of shares of the company, assuming full conversion of warrants
Held by promoter/promoter group	0	0	0
Held by public	0	0	0
Total - F	0	0	0
Total paid-up capital of the company, assuming full conversion of warrants and convertible securities (Grand Total (A+B+C)+ D+E+F)			
	12042292	0	0

Total (A+B+C) 12042292



[Handwritten Signature]



Distribution Schedule

HB ESTATE DEVELOPERS LIMITED

Distribution of	Equity Shares	as on	31/12/2013
Total Nominal value of Rs.	120422920.00	Nominal value of each share/unit Rs.	10.00
Total number of shares/units	12042292	Paid up value of each share/unit Rs.	10.00

TABLE I
Distribution of holdings

Shareholding of value of Rs.	Shareholders		Share holdings		
	Number	% to total	Shares	Amount	% to total
UPTO TO 5000	72531	99.54	3050305	30503050.00	25.33
5001 TO 10000	182	0.25	127421	1274210.00	1.06
10001 TO 20000	61	0.08	85414	854140.00	0.71
20001 TO 30000	26	0.04	62597	625970.00	0.52
30001 TO 40000	15	0.02	51535	515350.00	0.43
40001 TO 50000	10	0.01	46568	465680.00	0.39
50001 TO 100000	18	0.02	147421	1474210.00	1.22
100001 and Above	22	0.03	8471031	84710310.00	70.34
** G Total	72865	100.00	12042292	120422920.00	100.00



Annexure II
HB ESTATE DEVELOPERS LIMITED

1) (a) Statement showing Shareholding Pattern as on

31/12/2013

Category code (I)	Category of shareholder (II)	Number of shareholders (III)	Total Number of Shares (IV)	Number of shares held in dematerialized form (V)	Total Shareholding as a percentage of total no. of shares		Shares Pledged or otherwise encumbered	
					As a percentage of (A+B) (VI)	As a percentage of (A+B+C) (VII)	No. of shares (VIII)	As a percentage (IX)=(VIII)/(IV)*100
(A) Shareholding of promoter and promoter Group								
(1) Indian								
(a)	INDIVIDUALS/HUF	7	77,54,473	77,54,473	64.39	64.39	0	0.00
(b)	CENTRAL GOVERNMENT/STATE GOVERNMENT	0	0	0	0.00	0.00	0	0.00
(c)	BODIES CORPORATE	2	1,84,160	1,84,160	1.53	1.53	0	0.00
(d)	FINANCIAL INSTITUTIONS/BANKS	0	0	0	0.00	0.00	0	0.00
(e)	ANY OTHER (SPECIFY)	0	0	0	0.00	0.00	0	0.00
	Sub-Total (A) (1)	9	79,38,633	79,38,633	65.92	65.92	0	0.00
(2) Foreign								
(a)	INDIVIDUALS(NRI)/FOREIGN INDIVIDUALS	0	0	0	0.00	0.00	0	0.00
(b)	BODIES CORPORATE	0	0	0	0.00	0.00	0	0.00
(c)	INSTITUTIONS	0	0	0	0.00	0.00	0	0.00
(d)	QUALIFIED FOREIGN INVESTOR	0	0	0	0.00	0.00	0	0.00
(e)	ANY OTHER (SPECIFY)	0	0	0	0.00	0.00	0	0.00
	Sub-Total (A) (2)	0	0	0	0.00	0.00	0	0.00
	Total (A)	9	79,38,633	79,38,633	65.92	65.92	0	0.00
(B) Public shareholding								
(1) Institutions								
(a)	MUTUAL FUNDS/UTI	2	1,125	0	0.01	0.01	0	0.00
(b)	FINANCIAL INSTITUTIONS/BANKS	4	195	0	0.00	0.00	0	0.00
(c)	CENTRAL GOVERNMENT/STATE GOVERNMENT	0	0	0	0.00	0.00	0	0.00
(d)	VENTURE CAPITAL FUND	0	0	0	0.00	0.00	0	0.00
(e)	INSURANCE COMPANIES	0	0	0	0.00	0.00	0	0.00
(f)	FOREIGN INSTITUTIONAL INVESTORS	0	0	0	0.00	0.00	0	0.00
(g)	FOREIGN VENTURE CAPITAL INVESTORS	0	0	0	0.00	0.00	0	0.00
(h)	QUALIFIED FOREIGN INVESTOR	0	0	0	0.00	0.00	0	0.00
(i)	ANY OTHER SPECIFY	0	0	0	0.00	0.00	0	0.00
	Sub-Total	6	1,320	0	0.01	0.01	0	0.00
(2) Non-institutions								
(a)	BODIES CORPORATE	210	5,23,124	5,04,216	4.34	4.34	0	0.00
(b)	i) INDIVIDUALS -HOLD UPTO 1 LAKH (NOM VALUE)	71974	33,53,811	13,91,915	27.87	27.87	0	0.00
	ii) INDIVIDUALS -HOLD ABOVE 1 LAKH (NOM VALUE)	7	1,13,613	1,13,613	0.94	0.94	0	0.00
(c)	ANY OTHER (SPECIFY): A) CLEARNG MEMBERS	29	4,076	4,076	0.03	0.03	0	0.00
	B) NON-RESIDENTS	630	1,07,715	45,543	0.89	0.89	0	0.00
	C) TRUST	0	0	0	0.00	0.00	0	0.00
	Sub-Total (B) (2)	72850	41,02,339	20,59,363	34.07	34.07	0	0.00
	Total (B)	72856	41,03,659	20,59,363	34.08	34.08	0	0.00
	Total (A+B)	72865	1,20,42,292	99,97,996	100.00	100.00	0	0.00



Category code	Category of shareholder	Number of shareholders	Total Number of Shares	Number of shares held in dematerialized form	Total Shareholding as a percentage of total no. of shares		Shares Pledged or otherwise encumbered	
					As a percentage of (A+B) (VI)	As a percentage of (A+B+C) (VII)	No. of shares (VIII)	As a percentage (IX)=(VIII)/(IV)*100
(I)	(II)	(III)	(IV)	(V)	(VI)	(VII)	(VIII)	(IX)
(C)	Shares held by Custodians and against which							
	Depository Receipts have been issued							
	SHARES HELD BY CUSTODIANS	0	0	0	0.00	0.00	0	0.00
	Sub-Total (C)	0	0	0	0.00	0.00	0	0.00
	Total (C)	0	0	0	0.00	0.00	0	0.00
	Grand-Total (A+B+C)	72865	1,20,42,292	99,97,996	100.00	100.00	0	0.00




Annexure II

RR ESTATE DEVELOPERS LIMITED

Statement showing holding of securities (including shares, warrants, convertible securities) of persons belonging to the category "Promoter and Promoter Group" as on

31/12/2013

Sr. No.	Folio / DPID/CLID	Name of the shareholder	Details of Shares held		Encumbered shares*			Details of warrants			Details of convertible securities		Total shares (including shares issuing in consideration of warrants and convertible securities as a % of diluted share capital)	
			Number of shares held	As a % of Grand total (A)+(B)+(C)	Number	As a percentage Vis/(V) (U)*100	As a % of grand total (A)+(B)+(C) of sub-classes (i) (ii)	No. of Warrants held	As a % of total no. of warrants of the same class	No. of convertible securities held	As a % of total no. of convertible securities of the same class			
1	IN300931/1004914	Ayushi Kapur	75,000	0.02	0	0.00	0.00	0	0.00	0	0.00	0	0.00	0
2	IN300931/1000012	H B Stockholdings Ltd	1,50,000	1.25	0	0.00	0.00	0	0.00	0	0.00	0	0.00	0
3	IN300931/1004916	Kanishk Kapur	75,000	0.62	0	0.00	0.00	0	0.00	0	0.00	0	0.00	0
4	IN300931/10022974	Lalit Bhasin	64,14,714	53.41	0	0.00	0.00	0	0.00	0	0.00	0	0.00	0
5	IN300931/10060445	Lalit Bhasin	9,79,759	8.14	0	0.00	0.00	0	0.00	0	0.00	0	0.00	0
6	IN300931/1004912	Manita Kapur	40,000	0.33	0	0.00	0.00	0	0.00	0	0.00	0	0.00	0
7	IN300931/10025925	Manavjit Arora	75,000	0.62	0	0.00	0.00	0	0.00	0	0.00	0	0.00	0
8	IN300931/10060416	Nehar Arora	75,000	0.62	0	0.00	0.00	0	0.00	0	0.00	0	0.00	0
9	IN300931/10002394	RRR MASTER HOLDINGS LIMITED	34,160	0.28	0	0.00	0.00	0	0.00	0	0.00	0	0.00	0
Grand Total			79,36,633	65.92	0	0.00	0.00	0	0.00	0	0.00	0	0.00	0



Annexure II

HB ESTATE DEVELOPERS LIMITED

(1) (c)(ii) Statement showing holding of securities (including shares, warrants, convertible securities) of persons (together with PAC) belonging to the category "Public" and holding more than 5% of the total number of shares as on 31/12/2013

Sr. No.	Folio# / DPID, CLID	Name of the shareholder	Number of shares	Shares as a percentage of total number of shares (i.e Grand total (A+B+C)) in para(1)(a) above	Details of warrants		Details of convertible securities		Total shares (including shares assuming full conversion of warrants and convertible securities) as a % of diluted share capital
					No. of Warrants held	As a % of total no. of warrants of the same class	No. of convertible securities held	As a % of total no. of convertible securities of the same class	
		NIL	0	0.00					
Grand-Total			0	0.00					



Annexure II

HB ESTATE DEVELOPERS LIMITED

(1) (c)(i) Statement showing holding of securities (including shares, warrants, convertible securities) of persons belonging to the category "Public" and holding more than 1% of the total number of shares as on 31/12/2013

Sr. No.	Folio# / DPID, CLID	Name of the shareholder	Number of shares	Shares as a percentage of total number of shares (i.e. Grand total (A+B+C)) in para (1)(a) above	Details of warrants		Details of convertible securities		Total shares (including shares assuming full conversion of warrants and convertible securities) as a % of diluted share capital
					No. of Warrants held	As a % of total no. of warrants of the same class	No. of convertible securities held	As a % of total no. of convertible securities of the same class	
	I IN300476/10139801	CHL LIMITED	2,59,984	2.16	-	-	-	-	-
		Grand-Total	2,59,984	2.16	-	-	-	-	-



Annexure II
IIB ESTATE DEVELOPERS LIMITED

(1) (d) Statement showing details of lock-in shares as on 31/12/2013

Sr. No.	Folio# / DPID,CLID	Name of the shareholder	Category of Shareholders (promoters/ Public)	Number of shares	Shares as a percentage of total number of shares (i.e Grand total (A+B+C)) in para(I)(a) above
		NIL		NIL	NIL

Grand-Total	NIL	NIL
-------------	-----	-----



Annexure II

HB ESTATE DEVELOPERS LIMITED

Shareholding Pattern as on 31/12/2013

(H) (a) Statement showing details of Depository Receipts (DRs)

Sr No.	Type of Outstanding DR (ADRs, GDRs, SDRs, etc.)	Number of Outstanding DRs	Number of shares underlying outstanding DRs	Shares underlying outstanding DRs as a percentage of total number of shares {i.e. Grand Total (A)+(B) +(C) indicated in the statement at para (1) (a) above }
			NIL	
	TOTAL			

(II) (b) Statement showing Holding of Depository Receipts (DRs), where underlying shares are in excess of 1% of the total number of shares

Sr No.	Name of the DR Holder	Type of Outstanding DR (ADRs, GDRs, SDRs, etc.)	Number of shares underlying outstanding DRs	Shares underlying outstanding DRs as a percentage of total number of shares {i.e. Grand Total (A)+(B) +(C) indicated in the statement at para (1) (a) above }
			NIL	
	TOTAL			

