


Introductory sub-table (I)(a)

Name of the Company: HB ESTATE DEVELOPERS LTD			
Scrip Code, Name of the scrip, class of security: 532334 - EQUITY SHARE, EQUITY			
Quarter ended: 30/06/2012			
Partly paid-up shares:-	No. of partly paid-up shares	As a % of total no. of partly paid-up shares	As a % of total no. of shares of the company
Held by promoter/promoter group	0	0	0
Held by public	0	0	0
Total - D	0	0	0
Outstanding convertible securities:- No. of outstanding securities	No. of outstanding securities	As a % of total no. of outstanding convertible securities	As a % of total no. of shares of the company, assuming full conversion of the convertible securities
Held by promoter/promoter group	0	0	0
Held by public	0	0	0
Total - E	0	0	0
Warrants:-	No. of warrants	As a % of total no. of warrants	As a % of total no. of shares of the company, assuming full conversion of warrants
Held by promoter/promoter group	0	0	0
Held by public	0	0	0
Total - F	0	0	0
Total paid-up capital of the company, assuming full conversion of warrants and convertible securities (Grand Total (A+B+C)+ D+E+F)		12042292	0

Total (A+B+C) 12042292



Distribution Schedule

HB ESTATE DEVELOPERS LIMITED

Distribution of	Equity Shares	as on	30/06/2012
Total Nominal value of Rs.	120422920.00	Nominal value of each share/unit Rs.	10.00
Total number of shares/units	12042292	Paid up value of each share/unit Rs.	10.00

TABLE I
Distribution of holdings


Shareholding of value of Rs.	Shareholders		Share holdings		
	Number	% to total	Shares	Amount	% to total
UPTO TO 5000	73954	99.57	3125398	31253980.00	25.95
5001 TO 10000	180	0.24	128317	1283170.00	1.07
10001 TO 20000	59	0.08	83304	833040.00	0.69
20001 TO 30000	21	0.03	49922	499220.00	0.41
30001 TO 40000	13	0.02	44783	447830.00	0.37
40001 TO 50000	12	0.02	55356	553560.00	0.46
50001 TO 100000	15	0.02	120421	1204210.00	1.00
100001 and Above	21	0.03	8434791	84347910.00	70.04
** G Total	74275	100.00	12042292	120422920.00	100.00



Annexure II
HB ESTATE DEVELOPERS LIMITED

(1) (a) Statement showing Shareholding Pattern as on **30/06/2012**

Category code (I)	Category of shareholder (II)	Number of shareholders (III)	Total Number of Shares (IV)	Number of shares held in dematerialized form (V)	Total Shareholding as a percentage of total no. of shares		Shares Pledged or otherwise encumbered	
					As a percentage of (A+B) (VI)	As a percentage of (A+B+C) (VII)	No. of shares (VIII)	As a percentage (IX)=(VIII)/(IV)*100
(A) Shareholding of promoter and promoter Group								
(1) Indian								
(a)	INDIVIDUALS/HUF	8	77,54,473	77,54,473	64.39	64.39	0	0.00
(b)	CENTRAL GOVERNMENT/STATE GOVERNMENT	0	0	0	0.00	0.00	0	0.00
(c)	BODIES CORPORATE	2	1,84,160	1,84,160	1.53	1.53	0	0.00
(d)	FINANCIAL INSTITUTIONS/BANKS	0	0	0	0.00	0.00	0	0.00
(e)	ANY OTHER (SPECIFY)	0	0	0	0.00	0.00	0	0.00
	Sub-Total (A) (1)	10	79,38,633	79,38,633	65.92	65.92	0	0.00
(2) Foreign								
(a)	INDIVIDUALS(NRI)/FOREIGN INDIVIDUALS	0	0	0	0.00	0.00	0	0.00
(b)	BODIES CORPORATE	0	0	0	0.00	0.00	0	0.00
(c)	INSTITUTIONS	0	0	0	0.00	0.00	0	0.00
(d)	ANY OTHER (SPECIFY)	0	0	0	0.00	0.00	0	0.00
	Sub-Total (A) (2)	0	0	0	0.00	0.00	0	0.00
	Total (A)	10	79,38,633	79,38,633	65.92	65.92	0	0.00
(B) Public shareholding								
(1) Institutions								
(a)	MUTUAL FUNDS/UTI	2	1,125	0	0.01	0.01	0	0.00
(b)	FINANCIAL INSTITUTIONS/BANKS	4	195	0	0.00	0.00	0	0.00
(c)	CENTRAL GOVERNMENT/STATE GOVERNMENT	0	0	0	0.00	0.00	0	0.00
(d)	VENTURE CAPITAL FUND	0	0	0	0.00	0.00	0	0.00
(e)	INSURANCE COMPANIES	0	0	0	0.00	0.00	0	0.00
(f)	FOREIGN INSTITUTIONAL INVESTORS	0	0	0	0.00	0.00	0	0.00
(g)	FOREIGN VENTURE CAPITAL INVESTORS	0	0	0	0.00	0.00	0	0.00
(h)	ANY OTHER SPECIFY	0	0	0	0.00	0.00	0	0.00
	Sub-Total (B) (1)	6	1,320	0	0.01	0.01	0	0.00
(2) Non-institutions								
(a)	BODIES CORPORATE	218	4,90,021	4,71,038	4.07	4.07	0	0.00
(b)	i) INDIVIDUALS -HOLD UPTO 1 LAKH (NOM VALUE)	73360	33,94,326	13,83,702	28.19	28.19	0	0.00
	ii) INDIVIDUALS -HOLD ABOVE 1 LAKH (NOM VALUE)	6	1,03,773	1,03,773	0.86	0.86	0	0.00
(c)	ANY OTHER (SPECIFY)- A) CLEARNG MEMBERS	25	5,139	5,139	0.04	0.04	0	0.00
	B) NON-RESIDENTS	650	1,09,080	45,517	0.91	0.91	0	0.00
	C) TRUST	0	0	0	0.00	0.00	0	0.00
	Sub-Total (B) (2)	74259	41,02,339	20,09,169	34.07	34.07	0	0.00
	Total (B)	74265	41,03,659	20,09,169	34.08	34.08	0	0.00




Category code	Category of shareholder	Number of shareholders	Total Number of Shares	Number of shares held in dematerialized form	Total Shareholding as a percentage of total no. of shares		Shares Pledged or otherwise encumbered	
					As a percentage of (A+B) (VI)	As a percentage of (A+B+C) (VII)	No. of shares (VIII)	As a percentage (IX)=(VIII)/(IV)*100
(I)	(II)	(III)	(IV)	(V)	(VI)	(VII)	(VIII)	(IX)
(C)	Shares held by Custodians and against which							
	Depository Receipts have been issued							
	SHARES HELD BY CUSTODIANS	0	0	0	0.00	0.00	0	0.00
	Sub-Total (C)	0	0	0	0.00	0.00	0	0.00
	Total (C)	0	0	0	0.00	0.00	0	0.00
	Grand-Total	74275	1,20,42,292	99,47,802	100.00	100.00	0	0.00



Annexure II
HB ESTATE DEVELOPERS LIMITED

(1) (b) Statement showing holding of securities (including shares, warrants, convertible securities) of persons belonging to the category "Promoter and Promoter Group" as on 30/06/2012

Sr. No.	Folio/DPID/CLID	Name of the shareholder	Details of Shares held		Encumbered shares(*)		Details of warrants		Details of convertible securities		Total shares (including shares assuming full conversion of warrants and convertible securities) as a % of diluted share capital
			Number of shares held	As a % of grand total (A)+(B)+(C)	Number	As a percentage (V)/(V+III)*100	As a % of grand total (A)+(B)+(C) of sub-clauses (i) (a)	No. of Warrants held	As a % of total no. of warrants of the same class	No. of convertible securities held	
1	IN300931/10000053	Anju Bhasin	3,51,123	2.92	0	0.00	0.00	0.00	0.00	0.00	0.00
2	IN300931/10004914	Ayush Kapur	75,000	0.62	0	0.00	0.00	0.00	0.00	0.00	0.00
3	IN300931/10000012	H B Stockholdings Ltd	1,50,000	1.25	0	0.00	0.00	0.00	0.00	0.00	0.00
4	IN300931/10004906	Kamishk Kapur	75,000	0.62	0	0.00	0.00	0.00	0.00	0.00	0.00
5	IN300931/10022974	Lalit Bhasin	60,83,591	50.52	0	0.00	0.00	0.00	0.00	0.00	0.00
6	IN300931/10000045	Lalit Bhasin	9,79,759	8.14	0	0.00	0.00	0.00	0.00	0.00	0.00
7	IN300931/10000932	Manmoh Kapur	40,000	0.33	0	0.00	0.00	0.00	0.00	0.00	0.00
8	IN300931/10005925	Manmoh Arora	75,000	0.62	0	0.00	0.00	0.00	0.00	0.00	0.00
9	IN300931/10005916	Mehar Arora	75,000	0.62	0	0.00	0.00	0.00	0.00	0.00	0.00
10	IN300931/10002994	RRB MASTER HOLDINGS LIMITED	34,160	0.28	0	0.00	0.00	0.00	0.00	0.00	0.00
Grand-Total			79,38,633	65.92	0	0.00	0.00	0.00	0.00	0.00	0.00




Annexure II

HB ESTATE DEVELOPERS LIMITED

(1) (c)(ii) Statement showing holding of securities (including shares, warrants, convertible securities) of persons (together with PAC) belonging to the category "Public" and holding more than 5% of the total number of shares as on 30/06/2012

Sr. No.	Folio# / DPID, CLID	Name of the shareholder	Number of shares	Shares as a percentage of total number of shares (i.e Grand total (A+B+C)) in para(I)(a) above	Details of warrants		Details of convertible securities		Total shares (including shares assuming full conversion of warrants and convertible securities) as a % of diluted share capital
					No. of Warrants held	As a % of total no. of warrants of the same class	No. of convertible securities held	As a % of total no. of convertible securities of the same class	
1		NIL	0	0.00	-	-	-	-	-
Grand-Total			0	0.00	-	-	-	-	-




Annexure II

HB ESTATE DEVELOPERS LIMITED

(1) (c)(i) Statement showing holding of securities (including shares, warrants, convertible securities) of persons belonging to the category "Public" and holding more than 1% of the total number of shares as on 30/06/2012

Sr. No.	Folio# / DPID, CLID	Name of the shareholder	Number of shares	Shares as a percentage of total number of shares (i.e Grand total (A+B+C)) in para(I)(a) above	Details of warrants		Details of convertible securities		Total shares (including shares assuming full conversion of warrants and convertible securities) as a % of diluted share capital
					No. of Warrants held	As a % of total no. of warrants of the same class	No. of convertible securities held	As a % of total no. of convertible securities of the same class	
1	IN300476/10139801	CHL LIMITED	2,59,984	2.16	-	-	-	-	-
Grand-Total			2,59,984	2.16	-	-	-	-	-




[Handwritten signature]

**Annexure II
HB ESTATE DEVELOPERS LIMITED**

(1) (d) Statement showing details of lock-in shares as on 30/06/2012

Sr. No.	Folio# / DPID,CLID	Name of the shareholder	Category of Shareholders (promoters/ Public)	Number of shares	Shares as a percentage of total number of shares (i.e Grand total (A+B+C)) in para(I)(a) above
		NIL		NIL	NIL

Grand-Total	NIL	NIL
-------------	-----	-----



Annexure II

HB ESTATE DEVELOPERS LIMITED

Shareholding Pattern as on 30/06/2012

(II) (a) Statement showing details of Depository Receipts (DRs)

Sr No.	Type of Outstanding DR (ADRs, GDRs, SDRs, etc.)	Number of Outstanding DRs	Number of shares underlying outstanding DRs	Shares underlying outstanding DRs as a percentage of total number of shares {i.e. Grand Total (A)+(B)+(C) indicated in the statement at para (1) (a) above }
			NIL	
	TOTAL			

(II) (b) Statement showing Holding of Depository Receipts (DRs), where underlying shares are in excess of 1% of the total number of shares

Sr No.	Name of the DR Holder	Type of Outstanding DR (ADRs, GDRs, SDRs, etc.)	Number of shares underlying outstanding DRs	Shares underlying outstanding DRs as a percentage of total number of shares {i.e. Grand Total (A)+(B)+(C) indicated in the statement at para (1) (a) above }
			NIL	
	TOTAL			



[Handwritten Signature]

[Handwritten Mark]