


Introductory sub-table (1)(a)

Name of the Company: HB ESTATE DEVELOPERS LTD			
Scrip Code, Name of the scrip, class of security: 532334 - EQUITY SHARE, EQUITY			
Quarter ended: 31/03/2012			
Partly paid-up shares:-	No. of partly paid-up shares	As a % of total no. of partly paid-up shares	As a % of total no. of shares of the company
Held by promoter/promoter group	0	0	0
Held by public	0	0	0
<b>Total - D</b>	<b>0</b>	<b>0</b>	<b>0</b>
Outstanding convertible securities:- No. of outstanding securities		As a % of total no. of outstanding convertible securities	As a % of total no. of shares of the company, assuming full conversion of the convertible securities
Held by promoter/promoter group	0	0	0
Held by public	0	0	0
<b>Total - E</b>	<b>0</b>	<b>0</b>	<b>0</b>
Warrants:-	No. of warrants	As a % of total no. of warrants	As a % of total no. of shares of the company, assuming full conversion of warrants
Held by promoter/promoter group	0	0	0
Held by public	0	0	0
<b>Total - F</b>	<b>0</b>	<b>0</b>	<b>0</b>
<b>Total paid-up capital of the company, assuming full conversion of warrants and convertible securities (Grand Total (A+B+C)+ D+E+F)</b>	<b>12042292</b>	<b>0</b>	<b>0</b>

Total (A+B+C) 12042292



A handwritten signature is written over a circular stamp. The stamp contains the text 'HB ESTATE DEVELOPERS LTD' and 'Gurgaon'.




## Distribution Schedule

### HB ESTATE DEVELOPERS LIMITED

Distribution of	Equity Shares	as on	31/03/2012
Total Nominal value of Rs.	120422920.00	Nominal value of each share/unit Rs.	10.00
Total number of shares/units	12042292	Paid up value of each share/unit Rs.	10.00

**TABLE I**  
Distribution of holdings

Shareholding of value of Rs.	Shareholders		Share holdings		
	Number	% to total	Shares	Amount	% to total
UPTO TO 5000	74150	99.57	3133873	31338730.00	26.02
5001 TO 10000	179	0.24	128457	1284570.00	1.07
10001 TO 20000	61	0.08	87562	875620.00	0.73
20001 TO 30000	20	0.03	48328	483280.00	0.40
30001 TO 40000	13	0.02	44509	445090.00	0.37
40001 TO 50000	10	0.01	46705	467050.00	0.39
50001 TO 100000	16	0.02	126421	1264210.00	1.05
100001 and Above	20	0.03	8426437	84264370.00	69.97
<b>** G Total</b>	<b>74469</b>	<b>100.00</b>	<b>12042292</b>	<b>120422920.00</b>	<b>100.00</b>





**Annexure II**  
**HB ESTATE DEVELOPERS LIMITED**

(1) (a) Statement showing Shareholding Pattern as on 31/03/2012

Category code  (I)	Category of shareholder  (II)	Number of shareholders  (III)	Total Number of Shares  (IV)	Number of shares held in dematerialized form  (V)	Total Shareholding as a percentage of total no. of shares		Shares Pledged or otherwise encumbered	
					As a percentage of (A+B) (VI)	As a percentage of (A+B+C) (VII)	No. of shares (VIII)	As a percentage (IX)=(VIII)/(IV)*100
<b>(A) Shareholding of promoter and promoter Group</b>								
<b>(1) Indian</b>								
(a)	INDIVIDUALS/HUF	8	77,54,473	77,54,473	64.39	64.39	0	0.00
(b)	CENTRAL GOVERNMENT/STATE GOVERNMENT	0	0	0	0.00	0.00	0	0.00
(c)	BODIES CORPORATE	2	1,84,160	1,84,160	1.53	1.53	0	0.00
(d)	FINANCIAL INSTITUTIONS/BANKS	0	0	0	0.00	0.00	0	0.00
(e)	ANY OTHER (SPECIFY)	0	0	0	0.00	0.00	0	0.00
	Sub-Total (A) (1)	10	79,38,633	79,38,633	65.92	65.92	0	0.00
<b>(2) Foreign</b>								
(a)	INDIVIDUALS(NRI)/FOREIGN INDIVIDUALS	0	0	0	0.00	0.00	0	0.00
(b)	BODIES CORPORATE	0	0	0	0.00	0.00	0	0.00
(c)	INSTITUTIONS	0	0	0	0.00	0.00	0	0.00
(d)	ANY OTHER (SPECIFY)	0	0	0	0.00	0.00	0	0.00
	Sub-Total (A) (2)	0	0	0	0.00	0.00	0	0.00
	Total (A)	10	79,38,633	79,38,633	65.92	65.92	0	0.00
<b>(B) Public shareholding</b>								
<b>(1) Institutions</b>								
(a)	MUTUAL FUNDS/UTI	2	1,125	0	0.01	0.01	0	0.00
(b)	FINANCIAL INSTITUTIONS/BANKS	4	195	0	0.00	0.00	0	0.00
(c)	CENTRAL GOVERNMENT/STATE GOVERNMENT	0	0	0	0.00	0.00	0	0.00
(d)	VENTURE CAPITAL FUND	0	0	0	0.00	0.00	0	0.00
(e)	INSURANCE COMPANIES	0	0	0	0.00	0.00	0	0.00
(f)	FOREIGN INSTITUTIONAL INVESTORS	0	0	0	0.00	0.00	0	0.00
(g)	FOREIGN VENTURE CAPITAL INVESTORS	0	0	0	0.00	0.00	0	0.00
(h)	ANY OTHER SPECIFY	0	0	0	0.00	0.00	0	0.00
	Sub-Total (B) (1)	6	1,320	0	0.01	0.01	0	0.00
<b>(2) Non-institutions</b>								
(a)	BODIES CORPORATE	222	4,94,408	4,75,425	4.11	4.11	0	0.00
(b)	i) INDIVIDUALS -HOLD UPTO 1 LAKH (NOM VALUE)	73546	33,87,110	13,70,077	28.13	28.13	0	0.00
	ii) INDIVIDUALS -HOLD ABOVE 1 LAKH (NOM VALUE)	6	1,03,499	1,03,499	0.86	0.86	0	0.00
(c)	ANY OTHER (SPECIFY)- A) CLEARNG MEMBERS	24	6,897	6,897	0.06	0.06	0	0.00
	B) NON-RESIDENTS	655	1,10,425	46,767	0.92	0.92	0	0.00
	C) TRUST	0	0	0	0.00	0.00	0	0.00
	THE BANK OF NEWYORK	0	0	0	0.00	0.00	0	0.00
	Sub-Total	74453	41,02,339	20,02,665	34.08	34.08	0	0.00
	Total	74459	41,03,639	20,02,665	34.09	34.09	0	0.00

Category code (I)	Category of shareholder (II)	Number of shareholders (III)	Total Number of Shares (IV)	Number of shares held in dematerialized form (V)	Total Shareholding as a percentage of total no. of shares		Shares Pledged or otherwise encumbered	
					As a percentage of (A+B) (VI)	As a percentage of (A+B+C) (VII)	No. of shares (VIII)	As a percentage (IX)=(VIII)/(IV)*100
(C)	Shares held by Custodians and against which							
	Depository Receipts have been issued							
	SHARES HELD BY CUSTODIANS	0	0	0	0.00	0.00	0	0.00
	Sub-Total (C)	0	0	0	0.00	0.00	0	0.00
	Total (C)	0	0	0	0.00	0.00	0	0.00
	Grand-Total	74469	1,20,42,292	99,41,298	100.00	100.00	0	0.00

A handwritten signature in black ink is written over a circular stamp. The stamp contains the text 'REGISTRAR OF COMPANIES' and 'New Delhi'.




Annexure II

HB ESTATE DEVELOPERS LIMITED

(1) (b) Statement showing holding of securities (including shares,warrants,convertible securities) of persons belonging to the category "Promoter and Promoter Group" as on 31/03/2012

Sr. No.	Folio# / DPID,CI.ID	Name of the shareholder	Details of Shares held		Encumbered shares(*)			Details of warrants		Details of convertible securities		Total shares (including shares assuming full conversion of warrants and convertible securities) as a % of diluted share capital
			Number of shares held	As a % of grand total (A)+(B)+(C)	Number	As a percentage (V)/(III)*100	As a % of grand total (A)+(B)+(C) of sub-classes (I) (a)	No. of Warrants held	As a % of total no. of warrants of the same class	No. of convertible securities held	As a % of total no. of convertible securities of the same class	
1	IN300931/1000053	Ajita Bhasin	3,51,123	2.92	0	0.00	0.00					
2	IN300931/10004914	Ayush Kapur	75,000	0.62	0	0.00	0.00					
3	IN300931/10000012	HB Stockholdings Ltd	1,50,000	1.25	0	0.00	0.00					
4	IN300931/10004906	Kanishk Kapur	75,000	0.62	0	0.00	0.00					
5	IN300931/10022974	Lalit Bhasin	60,83,391	50.52	0	0.00	0.00					
6	IN300931/10000045	Lalit Bhasin	9,79,759	8.14	0	0.00	0.00					
7	IN300931/10000932	Mamta kapur	40,000	0.33	0	0.00	0.00					
8	IN300931/10005025	Manav Anza	75,000	0.62	0	0.00	0.00					
9	IN300931/10005916	Mehar Anza	75,000	0.62	0	0.00	0.00					
10	IN300931/10001294	RRB MASTER HOLDINGS LIMITED	34,104	0.28	0	0.00	0.00					
<b>Grand Total</b>			<b>79,38,633</b>	<b>65.92</b>	<b>0</b>	<b>0.00</b>	<b>0.00</b>	<b>-</b>	<b>-</b>	<b>-</b>	<b>-</b>	<b>-</b>



*[Handwritten Signature]*



**Annexure II  
HB ESTATE DEVELOPERS LIMITED**

**(1) (c)(i) Statement showing holding of securities (including shares, warrants, convertible securities) of persons belonging to the category "Public" and holding more than 1% of the total number of shares as on 31/03/2012**


Sr. No.	Folio# / DPID, CLID	Name of the shareholder	Number of shares	Shares as a percentage of total number of shares (i.e Grand total (A+B+C) in para(1)(a) above	Details of warrants		Details of convertible securities		Total shares (including shares assuming full conversion of warrants and convertible securities) as a % of diluted share capital
					No. of Warrants held	As a % of total no. of warrants of the same class	No. of convertible securities held	As a % of total no. of convertible securities of the same class	
	I IN300476/10139801	CHL LIMITED	2,59,984	2.16	-	-	-	-	-
<b>Grand-Total</b>			<b>2,59,984</b>	<b>2.16</b>	-	-	-	-	-

Annexure II

HB ESTATE DEVELOPERS LIMITED

(1) (c)(ii) Statement showing holding of securities (including shares,warrants,convertible securities) of persons (together with PAC) belonging to the category "Public" and holding more than 5% of the total number of shares as on 31/03/2012

Sl. No.	Folio# / DPID,CLID	Name of the shareholder	Number of shares	Shares as a percentage of total number of shares (i.e Grand total (A+B+C)) in para(1)(a) above	Details of warrants		Details of convertible securities		Total shares (including shares assuming full conversion of warrants and convertible securities) as a % of diluted share capital
					No. of Warrants held	As a % of total no. of warrants of the same class	No. of convertible securities held	As a % of total no. of convertible securities of the same class	
1		NIL	0	0.00	-	-	-	-	-
<b>Grand-Total</b>					0	0.00	-	-	-



*[Handwritten signature]*


**Annexure II  
HB ESTATE DEVELOPERS LIMITED**

**(1) (d) Statement showing details of lock-in shares as on 31/03/2012**

Sr. No.	Folio# / DPID,CLID	Name of the shareholder	Category of Shareholders (promoters/ Public)	Number of shares	Shares as a percentage of total number of shares (i.e Grand total (A+B+C)) in para(I)(a) above
		NIL		NIL	NIL

<b>Grand-Total</b>	NIL	NIL
--------------------	-----	-----

A handwritten signature in black ink is written over a circular stamp. The stamp contains the text "HB ESTATE DEVELOPERS LIMITED" around the perimeter and "Gurgaon" in the center.





**Annexure II**  
**HB ESTATE DEVELOPERS LIMITED**

Shareholding Pattern as on 31/03/2012

**(II) (a) Statement showing details of Depository Receipts (DRs)**

Sr No.	Type of Outstanding DR (ADRs, GDRs,SDRs,etc.	Number of Outstanding DRs	Number of shares underlying outstanding DRs	Shares underlying outstanding DRs as a percentage of total number of shares {i.e. Grand Total (A)+(B) +(C) indicated in the statement at para (1) (a) above }
			NIL	
	<b>TOTAL</b>			

**(II) (b) Statement showing Holding of Depository Receipts (DRs), where underlying shares are in excess of 1% of the total number of shares**

Sr No.	Name of the DR Holder	Type of Outstanding DR (ADRs, GDRs,SDRs,etc.	Number of shares underlying outstanding DRs	Shares underlying outstanding DRs as a percentage of total number of shares {i.e. Grand Total (A)+(B) +(C) indicated in the statement at para (1) (a) above }
			NIL	
	<b>TOTAL</b>			

